

# Frimley Health Our QI Journey So Far



# WEXHAM PARK PAEDIATRIC DIABETES TEAM



**Fiona Regan**  
Consultant Paediatrician



**Sujata Edate**  
Consultant Paediatrician



**Sejal Patel**  
Consultant Paediatrician



**Carolyn Hill**  
Paediatric Diabetes Specialist Nurse



**Sharon Holt**  
Paediatric  
Diabetes Specialist Nurse



**Jessie Chien**  
Paediatric  
Diabetes Specialist Dietitian



**Jenny Cropper**  
Principle Clinical  
Psychologist

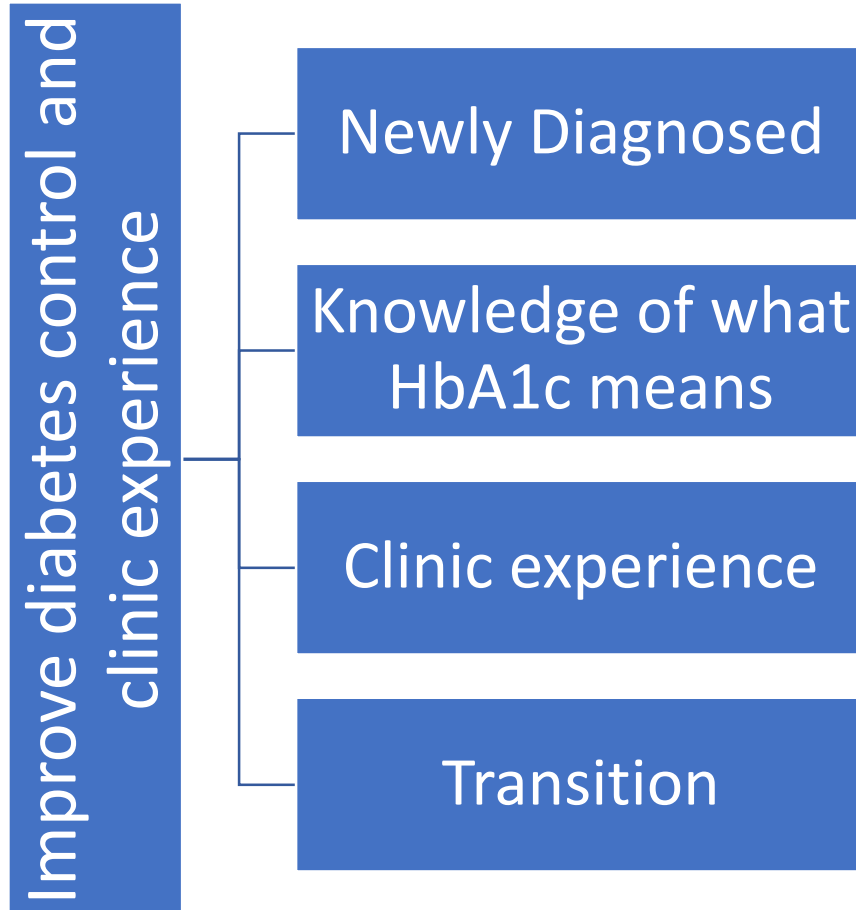


**Krupali Ramji**  
Paediatric Diabetes Administrator



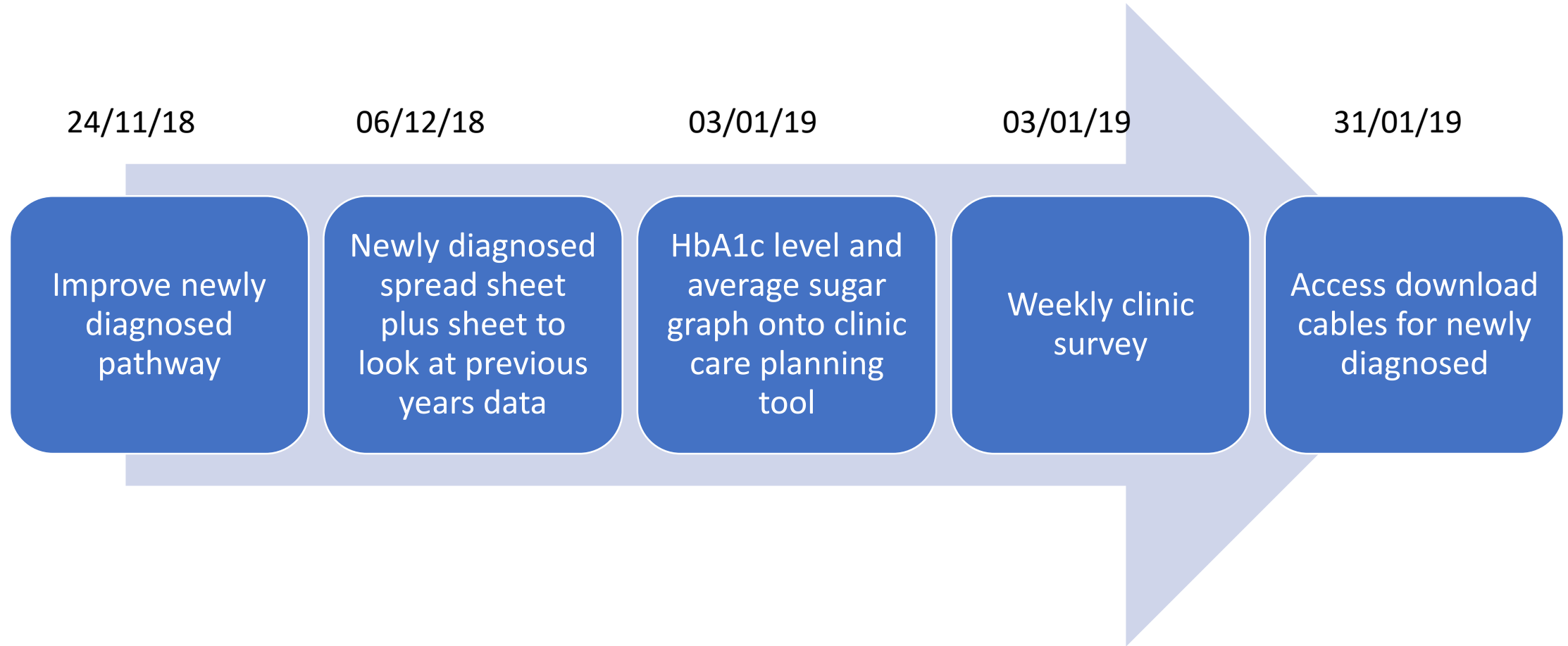
**Cassie Honeywell**  
Research Nurse

# Our purpose and our areas of work



- Newly diagnosed
- Get good control early and sustain this
- Downloading early and looking at the average sugars
- First patient diagnosed was Dec 2018 but now transitioned. Since Jan 2019 doing well, average glucose 6-7 by 2 weeks after diagnosis, 5-6 by 3 weeks.
- Filling in a spreadsheet weekly
- Ongoing item in our QI weekly meeting

# Our improvement journey- the steps we took




# Previous newly diagnosed HbA1c and average glucose - Before

HbA1c	Glu 1/52	Glu 2/52	HbA1c 2/52	Glu 3/52	Glu 4/52
	15.7	14.4	130	11.2	6.3
127	11.2	8.1	127	7.2	6.7
91	11.4	5.9	87	4.9	4.8
146	13.8	10.4	130	6.6	5.3
112	15	8.7	128	6.4	5.8
	13.2	6.9	130	6.2	6.5
81	6.3	5.8	71	5.4	5.9
108	14.2	13.3	117	9.6	7.3
			68		
	10.1	6.8	81	6	5.9
160	6.8	6.9	130	6.2	5.1
141			109		
92	12.4	8.7		8.4	7.3
107	8.7	5	81	4.49	5
90	11.6	8	81	6.5	8
131	16.8	12.9	111	10.1	7.1
107	9.4	6.7	79	5.4	5.7
116	6.8	5.2	75	5.4	5.5
91					
134	12.5	7.8	114	8.7	6.2

# Previous newly diagnosed HbA1c and average glucose - After

HbA1c	Glu 1/52 download	Glu 2/52 download	Glu 3/52 download	Glu 4/52 download	Glu 6/52	Glu 8/52
107	8.2 BG diary	7	7.7 Clinic			
128	11.1	8.1 diasend	6 diasend	5.7 diasend	6	5.9
121	12.1	8	6.2	6.3	7	7.8
126	9.7 diasend	6	6.6	6.8	6.6	6.6

# HbA1c graph on care planning tool



HbA1c mmol/mol	HbA1c %	Estimated average glucose mmol/L
31	5	4.5
42	6	6.9
53	7	8.5
64	8	10.2
75	9	11.8
86	10	13.3
97	11	14.9
108	12	16.5
119	13	18.1

Lowest HbA1c

Highest HbA1c

Previous HbA1c

Current HbA1c

# Clinic survey

April 2019

## How was Diabetes clinic today?

Great



Okay



Not Good

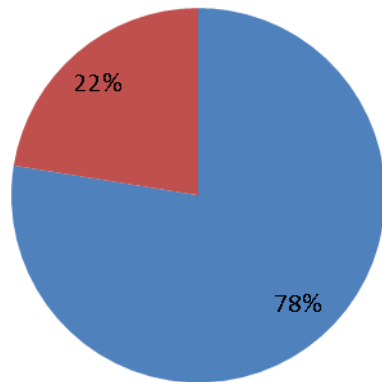


Any Comments:

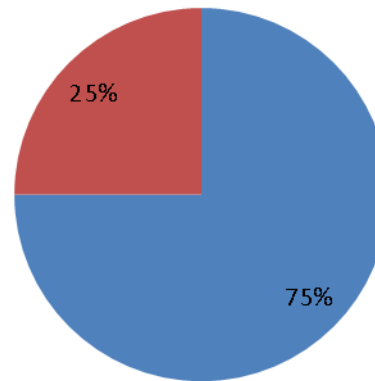


# Clinic survey - results

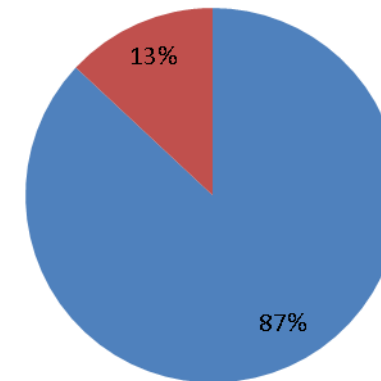
How was Diabetes clinic today - Jan 19



How was Diabetes clinic today - Feb 19



How was Diabetes clinic today - March 19



■ Great  
■ Okay

■ Great  
■ Okay

Comments
I am satisfied
Can't wait for the pump. Thanks for everything
Thank you
Very helpful
Very efficient. Good feedback :) Please can you bring back mammo chart
Very nice and comforting
Brilliant
Very helpful and now I know the changes I need to make. Also helpful
It was the best visit at the doctors! :)

# What have we learnt and how are we building that learning into our daily work

- Using and collecting small amounts of data is possible on an on going basis
- We can have a productive and timely weekly meeting without going off track!
- We can make effectual change in a short space of time
- How to use all the team effectively
- Small changes can make big differences
- That we are a great team and work well together!

# One barrier that is bugging us

- Lack of an adult diabetologist to take the lead for transition
- Working with the CCG and adult diabetes and endocrine team to identify a lead
- Accessing space in the adult clinic which is under another trust (community rather than hospital)
- Still some difficult to reach teenagers

If anyone has experience in coercing adult leads to get involved we would be grateful to hear how they did it!

Any advice on motivating those teenagers whose priorities don't include diabetes, would be most welcome